

Department of Human Anatomy

TEACHING FACULTY OF THE DEPARTMENT

NAME	DESIGNATION	QUALIFICATION
Dr. Khedkar Rajiv Y.	H.O.D. Professor	M.S.(ENT)
Dr Jagtap Satish N.	Asso. Prof.	M.D.(Hom)
Dr.Ghuge Amol H.	Assi Prof.	M.D.(Hom)
Dr. Phulari Vishal.	Assi. Prof.	M.D.(Hom)



The Department of Anatomy is a foundational department in Homoeopathic medical education. It provides essential knowledge of the structure of the human body, which supports the understanding of Homoeopathic philosophy, pathology, diagnosis, and clinical subjects.

The department focuses on teaching Gross Anatomy, Histology, Embryology, and Neuroanatomy through modern teaching methods, practical sessions, and student-centered learning approaches.



Facilities

- Well-equipped Anatomy Dissection Hall / Demonstration Hall
- Histology Laboratory with binocular microscopes and prepared slides
- Anatomy Museum with models, charts, skeletons, and specimens
- Audio-visual teaching aids and digital presentations
- Adequate teaching charts, bones, and specimen sets as per norms



Teaching Methods

- Classroom lectures with multimedia support
- Practical demonstrations and specimen study
- Histology slide examination sessions
- Tutorials, group discussions, and viva voce
- Regular internal assessment and academic monitoring



NOTIFICATION

No.HMC-2099/564/CR-84/99/EDU-2,
Medical Education & Drugs
Department, Mantralaya,
Mumbai 400 032.

Date: 11th May, 1999.

No.HMC-2099/564/CR-84/99/EDU-2,- Government vide notification, Medical Education & Drugs Department No.HED-1085/8070/MED-7, dated 30th December 1986, has declared "Shri Bhagwan Homoeopaethic and Bio-chemic Medical College , Ajabnagar , Aurangabad "as an approved institution under the Bombay Anatomy Act 1949. The Institute has approached the Government for the change of Name and address of the approved Institution.



2. Government after considering all facts direct that for the words "Shri Bhagwan Homoeopathic and Bio-chemic Medical College, Ajabnagar, Aurangabad" the following words should be substituted in Government Notification dated 30th December 1986.

" Shri Bhagwan Homoeopathic Medical College & Indira Gandhi Memorial Hospital, Cidco , N-6, Aurangabad – 431 003."

By order and in the name of the Governor
of Maharashtra,


(B.R.Gavit)
Section Officer.


To,
The Director of Ayurved, Maharashtra State, Mumbai,

DEPARTMENT OF HUMAN ANATOMY

Details of items of Equipment-NCH (MES) Regulations etc available as per Schedule Regulations,			
1. License as per Anatomy Act, 1949.-			
Sr. No	Items	Available in Number	
i.	Medical institutions shall have license issued under section 4 of the Anatomy Act, 1949 to procure or receive the unclaimed bodies or donated bodies of deceased persons for the purpose of anatomical examination and dissection.	Available	
ii.	Anatomy Act shall be displayed in anatomy lab of medical institution.	Yes displayed	
iii.	Register and documents of cadaver including death certificate or register updated with entries of bodies duly attested by the principal or head of department shall be maintained by medical institution.	Available	
iv.	There shall be provision to discard waste part of dissection or in case of putrefaction of body or parts. Medical institutions shall get permission from local police or <i>sarpanch</i> for the disposal of Dissected parts to burn out at nearby crematorium	After dissection body parts are preserved and remains are buried in the College premises	
v.	Medical institutions shall keep provision for medical waste disposal or incinerator in laboratory	Available	
2.	There shall be well ventilated dissection hall with wash basin and storage for cadaver in every medical institution.	Available	
3.	Requirements in Museum:		
Department shall have models, specimens, bone set, articulated skeletons histology and embryology models or slide for demonstration.			
Sr.No	Items	Required	Available
3.1.	No. of models	20	40
3.2.	No.of charts or Digital display or standees or photopanel (Charts are to be prepared by the students and record are to be maintained in A4Size sheet also.)	30	60
3.3.	Histology slides	50	700
3.4.	Soft part of all viscera-system wise	25	325
3.5.	Bones		
	Complete bone set(03maleand 03 female)	06	70

	Articulated & dis-articulated skeletons	02	02
3.6.	Sample of X—ray films, MRI, CT scan, USG reports for applied anatomy	25	100
3.7.	Journal		
	Histology journal- details of all histology slides and organ slides	-	Available
	Gross anatomy journal	-	Available
4.	List of equipment required for Anatomy Lab		
Sr. No	Items	Required	Available
4.1.	Dissection tables with marble tops or stainless steel (6'x'1'x2'x3')	4	10
4.2.	Stretcher-steel top (6'x'2'x3')	1	01
4.3.	Dissection set complete	2	05
4.4.	Tray (steel)-for instruments or demonstration of specimen	2	04
4.5.	Saw for sectioning body and limbs	1	05
4.6.	Storage tanks to hold cadavers		
	Plastic or metal or concrete	02	03
	Containers (glass) for viscera and dissected parts-for demonstration	02	08
4.7.	Embalming materials		
	Cannula	02	05
	IV tubes	02	05
	Formalin holding tub	02	02
	Syringe needles	02	05
	Nylon thread	02	02
4.8.	Microscope (medical)	35	35
4.9.	Revolving stools –metal or wood	35	35
4.10.	X-ray viewing box	01	01
4.11.	Chemicals (embalming and soft part preservation)		
	Formalin	As Required	75 liter
	Glycerin		500ml
	Sodium chloride		10 kg
4.12.	Cadaver: (Cadaver and dissected body part shall be applicable after Letter of Intent given to the medical institution)	02	06


H.O.D. PROFESSOR
 Shri Bhagwan Homeopathic
 Medical College, Dr. Y.S. Khedkar Marg
 N-6, CIDCO, Aurangabad.


Principal
 Shri Bhagwan Homeopathic
 Medical College, Dr. Y. S. Khedkar Marg,
 N-6, CIDCO, Aurangabad.