

Department of Practice of Medicine with Essential Pharmacology

TEACHING FACULTY OF THE DEPARTMENT

NAME	DESIGNATION	QUALIFICATION
Dr. Sable Rajendra R.	H.O.D. Professor	M.D.(Hom)
Dr. Jilla Percy S.	Professor	M.D.(Med.)
Dr. Rajpal Manya C.	Assi. Professor	M.D.(Hom)
Dr. Wakle Shrikrishna	Assi. Professor	M.D.(Hom)



The Department of Practice of Medicine with Essential Pharmacology in the Homoeopathic College provides knowledge of clinical medicine, diagnosis, and management of diseases along with basic understanding of pharmacology relevant to clinical practice. The department emphasizes homoeopathic prescribing, patient individualisation, rational use of medicines, and identification of cases requiring referral.

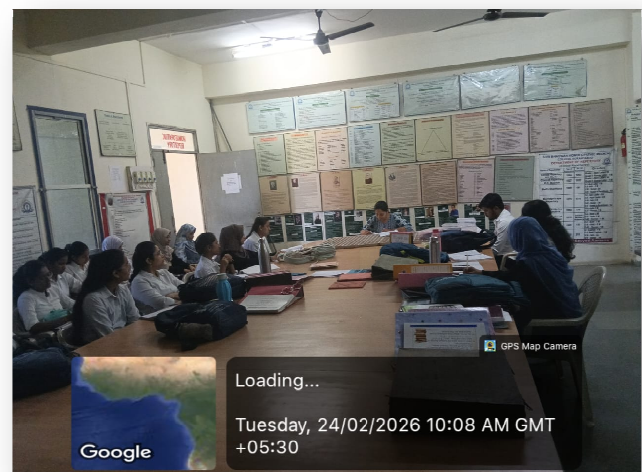
Facilities

- Clinical examination instruments
- Diagnostic charts, and models
- OPD/IPD clinical teaching facility
- Basic pharmacology teaching aids
- Case record and demonstration area



Academic Activities

- Clinical postings and case-taking practice
- OPD/IPD case discussions
- Lectures and tutorials
- Pharmacology-related discussions
- Student seminars and presentations
- Internal assessments, practical and viva



**DEPARTMENT OF PRACTICE OF MEDICINE WITH ESSENTIALS OF
PHARMACOLOGY (UG)**

Details of items of Equipment etc available as per MES(MES) Regulations		
1.	Requirement in Museum	
A.	List of Instruments	
S. No	Items	Available in number
a.	Forceps or adson	1
b.	Forceps or brain tissue or forceps or debakey or sponge	1
c.	Clamp or bulldog or crafoord or hemostat or kelly	1
d.	Tracheostomy tube	1
e.	Ryles tube	1
f.	Bone marrow biopsy needle	1
g.	Liver biopsy needle	1
h.	Red rubber catheter	1
i.	Spirometer – hand held	1
j.	ECG machine	1
2.	Charts or Digital display or standees or photo panels of the following, namely: -	
S. No	Items	Available in number
a.	Causes of breathlessness	1
b.	Types of murmur and associated clinical conditions	1
c.	Non-abdominal elements of Gastrointestinal examination	1
d.	Abnormal auscultation sounds in Gastrointestinal examination	1
e.	Glasgow coma scale	1
f.	Types of gait	1

g.	The cardiovascular system (CVS) examination	1
h.	The respiratory system examination	1
i.	The abdominal examination	1
j.	The genitourinary system examination	1
k.	The nervous system examination	1
l.	Clinical examination in blood disorders	1
m.	Endocrine system examination	1
n.	Normal hematological and biochemical values	1
o.	Pulmonary function test study chart	1

Charts are to be prepared by the students and records are to be maintained in A4 size sheet also.


3.


Models of the following, namely: -

Sr.No	Items	Available in number
a.	Lung volumes	1
b.	Nail diseases	1
c.	Edema–types	1
d.	Cardiac valves–and murmurs	1
e.	Respiratory pathologies – differentiation	1
f.	Breath sounds–normal and abnormal	1
g.	Added sounds– pathologies	1
h.	Trachea–shifting, causes and differentiation	1
i.	Circle of Willis–pathologic association with cerebral blood vessels and differentiation	1
j.	Nephrotic and nephritic syndrome – Clinical differentiation	1
k.	Right heart failure vs. left heart failure	1

4.	X-ray films of the following, namely:-	
A.	Chest	
Sr.No	Items	Available in number
a.	Normal chest	1
b.	Interstitial lung disease	1
c.	Atelectasis of lung	1
d.	Segmental and lobar opacities of lung	1
e.	Multi focal ill-defined opacities	1
f.	Diffuse fine nodular opacities	1
g.	Nodules and masses in lung	1
h.	Solitary or multiple lucent lesions of lung	1
i.	Pneumo thorax	1
j.	Pleuraleffusion or hemothorax or empyema	1
k.	Emphysema	1
l.	Cardiomegaly	1
B.	Abdomen	
Sr.No	Items	Available in number
a.	Intraperitoneal air	1
b.	Bowel obstruction	1
c.	Stones	1
d.	Pancreatic calcifications	1
Sr. No	Items	Available in number
C.	Intravenous pyelogram	
Sr. No	Items	Available in number
D.	Cervical spine and lumbar spine	
Sr. No	Items	Available in number
E.	Knee and ankle	
		3

5.	CT scan of the head.-	
Sr. No	Items	Available in number
a.	Hemorrhage--intra-parenchymal, subarachnoid, subdural, epidural	1
b.	Trauma	1
c.	Stroke--is chemic, hemorrhagic	1
d.	Mass effect	1
e.	Hydrocephalus	1
Sr. No	Items	Available in Number
6.	CT scan of chest and thorax	1
7.	Reports:	
Sr. No	Items	Available in Number
a.	Endoscopy report	1
b.	Colonoscopy report	1


H.O.D. / PROFESSOR
 Shri Bhagwan Homeopathic
 Medical College, Dr. Y.S. Khedkar Marg
 N-6, CIDCO, Aurangabad.


Principal
 Shri Bhagwan Homeopathic
 Medical College, Dr. Y. S. Khedkar Marg
 N-6, CIDCO, Aurangabad.